


Deluxe Geo Frame Stabilizer Feet

Product Parts

1 - Stabilizer Feet

Quantities

Set of 4 for 3QD Frame
set of 6 for 6QD Frame
set of 8 for 9QD Frame
set of 10 for 12QD Frame




Display Set-Up

Step 1

Unpack all product parts from the box, and determine you have everything listed above.

Step 2

Begin by removing ALL the faceplates on the bottom of your display by sliding them over to the "OUT" direction.




Step 3

Insert the Stabilizer Feet into the slots where you removed the faceplates.



Step 4

Keep your Faceplates in a safe location so you do not lose them.



Step 5

You can now raise your display as directed in your display instructions.